



**INSTITUTO DE CIENCIAS
DE LA CONSTRUCCIÓN
EDUARDO TORROJA**

C/ Serrano Galvache n. 4. 28033 Madrid (Spain)
Tel.: (34) 91 302 04 40 / Fax: (34) 91 302 07 00
direccion.ietcc@csic.es www.ietcc.csic.es



ETA 13/0923
02/ 10/ 2018

European Technical Assessment

English translation prepared by IETcc. Original version in Spanish language

General Part

Technical Assessment Body issuing the ETA and designated according to Article 29 of the Regulation (EU) Nº305/2011:

Instituto de Ciencias de la Construcción Eduardo Torroja (IETcc)

Trade name of the construction product

EQTEC MORTERO

Product family to which the construction product belongs

Rendering intended for Fire Resisting
Application of building elements

Manufacturer

EQTEC FIRE CONTROL, S.L.
C/ Latina, 28 bis. 28047 – Madrid. Spain

Manufacturing plant(s)

Plant 1

This European Technical Assessment contains

14 pages including 1 Annex, which form an integral part of this assessment. Annex 2. Contain confidential information and is not included in the ETA when that assessment is publicly available

This European Technical Assessment is issued in accordance with regulation (EU) Nº 305/2011, on the basis of

Guideline for European Technical Approval (ETAG) nº 018, part 1-3, used as European Assessment Document (EAD)

This version replaces

ETA 13/0923 issued on 24/ 06/ 2013

Translations of this European Technical Assessment in other languages shall fully correspond to the original issued document and should be identified as such.

Communication of this European Technical Assessment, including transmission by electronic means, shall be in full (excepted the confidential Annex(es) referred to above). However, partial reproduction may be made, with the written consent of the issuing Technical Assessment Body. Any partial reproduction has to be identified as such.

This European Technical Assessment may be withdrawn by the issuing Technical Assessment Body, in particular pursuant to information by the Commission according to Article 25 Paragraph 3 of Regulation (EU) No 305/2011.

SPECIFIC PARTS OF THE EUROPEAN TECHNICAL ASSESSMENT

1 Technical description of the product

The EQTEC MORTERO product is a mortar of fine granule based in calcium sulphate. This product is lightened with expansive minerals and formulated with several additives to improve the application and its performances. The application is performed by spray; the product powder is mixed with water in appropriated machines, or manually. Once the mortar is hardened, conforms a continuous rendering completely bonded to the support (steel with and without primers, galvanized steel and concrete).

The thickness of the applied product ranges from 5 mm to 44 mm, with a consumption of 6,5-7 kg/m²/cm thickness.

The final assembly contains a rendering and several primers (base epoxy and alkyd) when it is applied on steel supports (optional). According to ETAG 018-3, this ETA is assessed under use conditions: Option 3.

2 Specification of the intended use in accordance with the applicable EAD

The intended use of the EQTEC MORTERO mortar is the rendering of indoor building load-bearing constructive elements to increase the fire resistance in case of fire, keeping the resistance, integrity and insulation (REI) of the building elements until the fire extinction or the building evacuation.

This Product fulfils the Essential Requirements n° 2 (Safety in case of fire), n° 3 (Hygiene, health and the environment) and n° 4 (Safety in use) of the Construction products Regulation 305/2011.

This product has a category of use related to environmental conditions:

Type Z2 on steel support. Renderings intended for internal conditions without high humidity¹ content, and excluding temperatures below 0°C, when they are applied on primed or un-primed steel, and galvanized steel.

Tipo Y (included Z1, Z2) for concrete support: Renderings intended for internal and semi-exposed conditions. Semi exposed includes temperatures below 0°C, but no exposure to rain and limited exposure to UV (but the effects of UV exposure are not assessed).

Use category related to the element(s) intended to be protected:

- Type 3: Fire protective products to protect load-bearing concrete elements
- Type 4: Fire Protective Products to protect load-bearing steel elements. Beams and columns with 3 and 4 exposed faces. With a section factor of <math><300\text{ m}^{-1}</math>. Temperature ranges from 350°C to 650°C. R15, R30, R60, R90, R120, R180 y R240
- Type 5: Fire Protective Products to protect flat concrete profiled sheet composite elements.

The provisions made in this European Technical Approval (ETA) are based on an assumed intended working life of the system of 25 years, provided that the product is subject to appropriate use and maintenance in accordance with Chapter 5. The indication given on the working life cannot be interpreted as a guarantee given by the manufacturer, but are only to be regarded as a means for choosing the right products in relation to the expected economically reasonable working life of the works.

The real working life may be, in normal use conditions, considerably longer without major degradation affecting the Essential Requirements.

Application on site. The suitability of use of this product can only be assumed if this is applied according to the manufacturer's instructions, which are part of the MTD to this ETA placed at IETcc.

A) *Particularly, it is recommended to consider:*

- The application has to be carried out by skilled labor,
- It can only be used the components of the Product indicated in this ETA,
- It is necessary to control the thickness of the applied product during application
- The support to protect must be clean, dry and without dust or grease in order not to affect the adherence of EQTEC MORTERO mortar.
- The recommended mixing water (water/cement) is 0,75 to 0,85, so for a EQTEC MORTERO, sacks is necessary 15 ± 2 L of water.

¹ These uses do not apply for internal humidity class 5 in accordance with EN ISO 13788.

- The application must be performed by spray, mixing the product with water in the projection machine, or manually. The powder is mixed with water in usual mixing machines. There are different types and brands of these types of machines; depending on the model, it varies the type of shirt-rotor, pumping pressure, distance and height, pressure of mixing water, air pressure, hose lengths and sections, etc. All these characteristics are included in the machines technical specifications and instructions of use. The water flow of the machine must be regulated until achieving a mass/paste/plasticity that covers uniformly and does not fall down. In order to achieve a uniform finishing of EQTEC MORTERO, it must be used nozzles from 10 to 12mm.
- It should be done in situ test to determine the product adherence on the support; it should be at least 80% of the values enclosed in this ETA.
- The density of the applied rendering on site will not vary more than $850 \text{ kg/m}^3 \pm 15\%$. If it was more than 15%, it would be needed to carry out adherence tests.
- The hardened product will not present cracks, according to the test performed in this evaluation.
- Before, the installation of EQTEC MORTERO, it is recommended to read its security card.

B) Requirements to use primers on different supports and its compatibility with its rendering

- The alkyd and epoxy primers are compatible with EQTEC MORTERO, however, the application of EQTEC MORTERO can be carried out directly on clean steel because it does not cause directly any corrosion on steel. Adherence can vary from one primer to another, depending on the primer quality and the finishing state of the surface. Oily primers and those which give off pigments are not recommended.
- For concrete and galvanized steel supports, the used of primers are not necessary.
- The ETA-Guideline is not designed to cover the application of rendering over any existing coating (e.g. 'old' existing paint) or rendering. It is therefore assumed that:
 - o any existing coating or rendering must be completely removed before the application.
 - o if it could not be removed, the compatibility and adherence between the new rendering and the existing coating or rendering must not be less than 80% of that which would exist between the rendering and the support.
- Non compatibility with other fire protection materials. In these special cases, it is needed to check it with manufacturer.

C) Circumstances in which the rendering needs reinforcements. Although it has not been evaluated in this ETA, in cases where the mechanical resistance needs to be improved, and in cases where the steel beams and columns are only applied on one face, it is recommended to place a mesh. In cases that the state of the surface of the primer does not assure an adequate adherence, please check it with the manufacturer.

D) Finishing of the final aspect of the rendering. Any repairing required may be performed manually by using a trowel. Etc. Its finishing is rough but, if desired; it can be smoothed using a trowel or any other brickwork tool intended for this use.

E) Application limitations due to certain environments

- The recommended environmental temperature of the product to be applied will be between 5°C and 40°C and it will be not admitted support temperatures upper to 45°C. In other conditions it will need to follow the manufacturer's instructions.
- During the application and drying time, the product has to be protected against the water rain.
- Curing and drying must not be exposed to strong winds during projection to avoid a rapid dry.

F) Incompatibility with other Fire protection materials. For these special cases, it is needed to check it with the manufacturer.

Recommendations of use, maintenance and repair. It is recommended to carry out yearly control inspections to check the state of the product (damages, cracks, cleanliness, etc). The repair procedure will be carried out by:

- complete disposal of the damaged product,
- preparation of the support (cleanliness),
- new application of EQTEC MORTERO sprayed or manually according to the reparation size. When the area to repair manually is significant, a mesh fixed to the support shall be used.

Further application details are laid down in the MTD place at IETcc.

3 Performance of the product and references to the methods used for its assessment

The assessment of the fitness of the EQTEC MORTERO® for the intended use regard to the Essential Requirements n° 2, 3 and 4 was performed in compliance with the “Guideline for European Technical Approval of Fire Protective Products, ETAG 018, Part 1 “General” and Part 3 “Renderings and Rendering Kits Intended for Fire Resisting Applications”.

3.1 Characteristics of Product “EQTEC MORTERO”²

3.1.1 ER. 2 Safety in case of fire

Reaction to fire. Classification A1 according to EN 13501-1. Product does not require to be tested because of its composition.

Fire resistance. The tests were performed according to the standards ENV 13381-4, ENV 13381-5 and EN 13501-2 (annex I).

Support	Thickness of the product	Classification
Flat concrete profiled sheet composite	12,5 at 41,2 mm	-----
Steel	5 at 44 mm	R15 at R240
Unidirectional concrete wrought	23 mm	REI 240

3.1.2 ER. 3 Hygiene, health and environment

Emission of dangerous substances. According to the manufacture's declaration, the applied product does not contain nor release any dangerous substance, according to EU database.

Resistance to water vapour (EN 12086). $\mu = 10$

3.1.3 ER. 4 Safety in use. See point 3.1.5. Serviceability aspect.

3.1.4 Aspects of durability

Resistance to deterioration caused by high humidity³ (4 weeks at 32°C, 95%HR) (type Y)

Support	Adhesion (MPa)	Insulation efficiency	Visual observations
Concrete	≤ 20%	-----	Correct
Steel	-----	≤ 15%	Correct

Resistance to deterioration caused by heat and cold² (5 cycles)

Support	Adhesion (MPa)	Insulation efficiency	Visual observations
Concrete	≤ 20%	-----	Correct
Steel	-----	≤ 15%	Correct

Resistance to deterioration caused by freezing and thawing² (25 cycles)

Support	Adhesion (MPa)	Insulation efficiency	Visual observations
Concrete	≤ 20%	-----	Correct
Steel	-----	≤ 15%	Correct

Resistance to corrosion of a steel substrate by the rendering (240h, 23°C at 60% and at 95% HR). The thickness of the sample was 6 mm and the obtained weight lost was of $3.8 \cdot 10^{-5}$ g/mm² and $5,1 \cdot 10^{-5}$ g/mm² at 60% and 90% HR conditions respectively.

3.1.5 Serviceability aspects

Resistance to functional failure from hard body impact load (0.5 kg) (TR 001, modified according to ETAG 018-3). A concrete support was used.

Thickness (mm)	Print diameter (mm)		Aspect
	3J	10J	
25	21	28	non cracks, non delamination
10	21	28	non cracks, non delamination

Resistance to functional failure from soft body impact load – 50 kg bag (TR 001 modified according to ETAG 018-3). The product was applied on concrete support and an impact of 500 J does not produce cracks or loss of delimitations in thickness of 6 and 25 mm.

² These tests are valid for hardened density of applied rendering between $850 \pm 15\%$ kg/m³.

³ The adhesion shall be not less than 80% of that achieved by the unexposed samples nor shall the insulation efficiency be less than 85% of the average value of the unexposed samples.

Flexural performance. NPA

Air erosion. NPA

Adherence (EGOLF SM/5)

Support	Thickness (mm)	Adherence (MPa)
Concrete	44	0.3
	25	0.3
	6	0.4
Steel	32	0,35
	25	0.30
	6	0,16
Steel + primer 1C (alkyd)	25	0,1
Steel + primer 2C (epoxi)	25	0.24
Galvanized steel	25	0.4

Thermal efficiency and aspect with the different primers

Support	Thermal efficiency	Visual observations
Steel + primer 1C (alkyd)	< 15% ⁴	OK
Steel + Primer 2C (epoxi)	< 15%	OK
Galvanized steel	< 15%	OK

3.2 Identification of components

The characteristics of the components of this product show the following values, which are within the respective requirements and tolerances stated in the Manufacture Technical Dossier (MTD).

Properties	EQTEC MORTERO (Tolerances)	
Binder content (volumen)	48 % (> 46%)	
TG / ATD	IETcc	
Mixing ratio (%)	75-85 %	
Colour	White	
Particle size (EN 1015-1) (%)	> 1: 2,8 / > 0.5 : 9,8 / > 0.25: 18 / >0.125: 29 / >0.063: 31	
Denisty (kg/m ³)	Podwer	600 (550 ± 50)
	Paste (EN 1015-6)	1.300 (1.200 ± 100)
	Hardened EN 1015-10)	850 (± 15%)
Dry extract 105°C, (% weight)	98 (≥ 98)	
Ash content 450°C, (% weiggt)	95 (≥ 95)	
Flexuaral strenght (EN 1015-11) (MPa)	1,26 (≥ 1)	
Compressive strenght (EN 1015-11) (MPa)	2,6 (≥ 2)	

4. Assessment and verification of constancy of performance (AVCP) system applied, with reference to its legal base

System of attestation of conformity. The European Commission according to mandate Construct 98/311, Annex 3 (taking into account decision 1999/454/EC of the Commission) on the procedure of attestation of conformity for the procedure of attestation of conformity (Annex III of EU Regulation 305/2011) has laid down for this type of material:

Product	Intended uses	Level or Classes	System
EQTEC MORTERO	Rendering intended for Fire Resisting Application of building elements	Any	1

The system 1 provides:

Tasks for the manufacturer: factory production control and further testing of samples taken at the factory by the manufacturer in accordance with the "Control Plan".

Tasks for the approved body: initial type-testing of the product, initial inspection of factory and of factory production control and two annual surveillances, assessment and approval of factory production control of the manufacturer.

5. Technical details necessary for the implementation of the AVCP system, as provided for the applicable EAD

The ETA is issued for these products on the basis of agreed data/information, deposited at IETcc, which identifies the product that has been assessed and judged. It is the manufacturer's responsibility to make sure that all those who use the kit are appropriately informed of specific conditions according to sections 1, 2, 4

⁴ Variation of the test time respect to the same sample un-primed steel sheet

and 5 including the annexes of this ETA. Changes of the product's components or their production process, which could result in this deposited data/information being incorrect should be notified to the IETcc before the changes are introduced. IETcc will decide whether or not such changes affect the ETA and if so whether further assessment or alterations to the ETA shall be necessary.

5.1 Tasks for the manufacturer

Factory production control. The manufacturer shall exercise permanent internal control of production. All the elements, requirements and provisions adopted by the manufacturer shall be documented in a systematic manner in the form of written policies and procedures, including records of results performed. This production control system shall ensure that the product is in conformity with this ETA.

The manufacturer may only use components stated in the technical documentation of this ETA including Control Plan. The incoming raw materials are subjected to verifications by the manufacturer before acceptance.

The factory production control shall be in accordance with the Control Plan⁽⁵⁾ which is part of the Technical Documentation of this ETA. The Control Plan has been agreed between the manufacturer and the IETcc and is laid down in the context of the factory production control system operated by the manufacturer and deposited at the IETcc. The results of factory production control shall be recorded and evaluated in accordance with the provisions of the Control Plan.

The documentation shall be kept for at least five years. In the next table are enclosed the controls and the minimum frequency performed by the manufacturer.

Property	Frequency
Raw Material	Batch
Bulk density of the components	Batch
Bulk density of dry product	Batch
Bulk density of paste product	Batch
Consistence	Batch
Bulk density of hardened	Monthly
Adherence	Monthly
Insulation efficiency	Monthly

Further information concerning tests, frequencies and tolerances are included in the test's plan, which is part of the MTD to this ETA placed at IETcc.

Other tasks of manufacturer. The manufacturer shall, on the basis of a contract, involve a body which is notified for the tasks referred to in section 4 in order to undertake the actions laid down in this clause. For this purpose, the control plan shall be handed over by the manufacturer to the notified bodies involved.

The manufacturer shall make a declaration of conformity, stating that this product is in conformity with the provisions of this ETA.

5.2 Tasks for the Notified body

Initial type-testing of the product. The initial type-testing have been carried out by the IETcc to issue this ETA which corresponds to chapter 5 of the Guideline for European Technical Approval of Fire Protective Products, ETAG 018, Part 1 "General" and Part 3 "Renderings and Rendering Kits Intended for Fire Resisting Applications".

The initial type-testing of this ETA have been carried out by the IETcc on samples from the current production. The IETcc has assessed the results of these tests in accordance with chapter 6 of this ETA – Guideline, as part of the ETA issuing procedure.

Initial inspection of factory and production control. The IETcc has checked that, in accordance with the MTD, factory conditions and production control allow the manufacturer to ensure the consistency and homogeneity of the manufactured product and its traceability, in order to assure the final characteristics of the product.

Continuous surveillance, assessment and approval of Factory Production Control. The Notified body shall visit the factory at least twice a year. Surveillance of the manufacturing process shall include:

⁽⁵⁾ The control plan is a confidential part of this European Technical Assessment and only handed over to the notified body involved in the procedure of attestation of conformity.

- Inspection of the documentation of factory production control, to ensure continuing compliance with the provisions of the ETA,
- Identification of changes by comparing data obtained during the initial inspection or during the last visit.

In cases where the provisions of the European Technical Approval and its "Control Plan" are no longer fulfilled the certification body (IETcc) shall withdraw the certificate of conformity.

Issued in Madrid on 02 October 2018
by



Instituto de Ciencias de la Construcción Eduardo Torroja
CONSEJO SUPERIOR DE INVESTIGACIONES CIENTÍFICAS
c/ Serrano Galvache 4. 28033 Madrid (Spain).
director.ietcc@csic.es , www.ietcc.csic.es



On behalf of the Instituto de Ciencias de la Construcción Eduardo Torroja

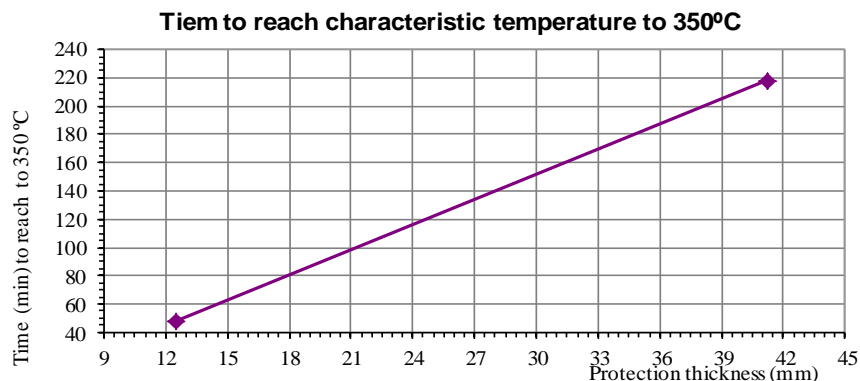
Director- IETcc

Annex I. Fire resistance tests

Flat concrete profiled sheet composite (Test report 8481-11 AFITI LICOF). The hardened density of the product for this test was 856 kg/m³.

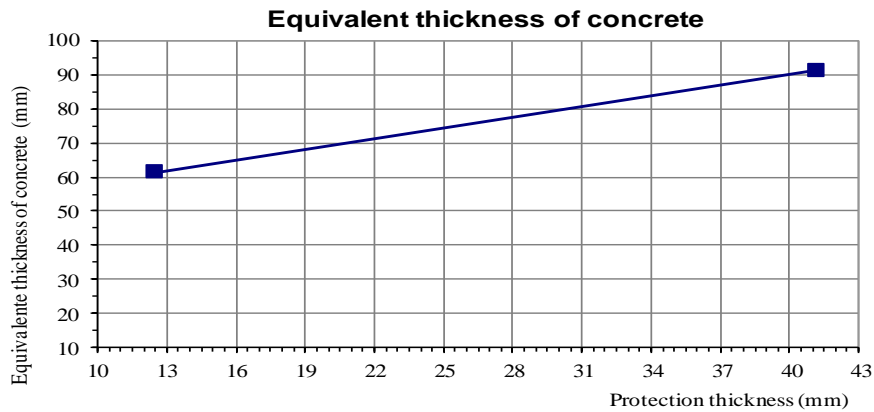
Temperature of the Steel profiled sheet. The characteristic temperature of the steel profiled sheet is the average of the medium and maximum temperature registered in all the points of the measurement. The next table show the characteristic temperature to the steel sheet reach 350°C.

	Maxiumun thickness of protection $\equiv p_{max}$ (mm)	Minimun thickness of protection $\equiv dp_{min}$ (mm)
Time(min)/T°C characteristic=350°C	218	48



Equivalent thickness of concrete. The final Equivalent thickness of concrete obtained was obtained according to the curves of Eurocode 4 (ENV 1994-1-1:1995. Project of mixed structures of concrete and steel. Part. 1-1 General rules and rules for building) for concrete are:

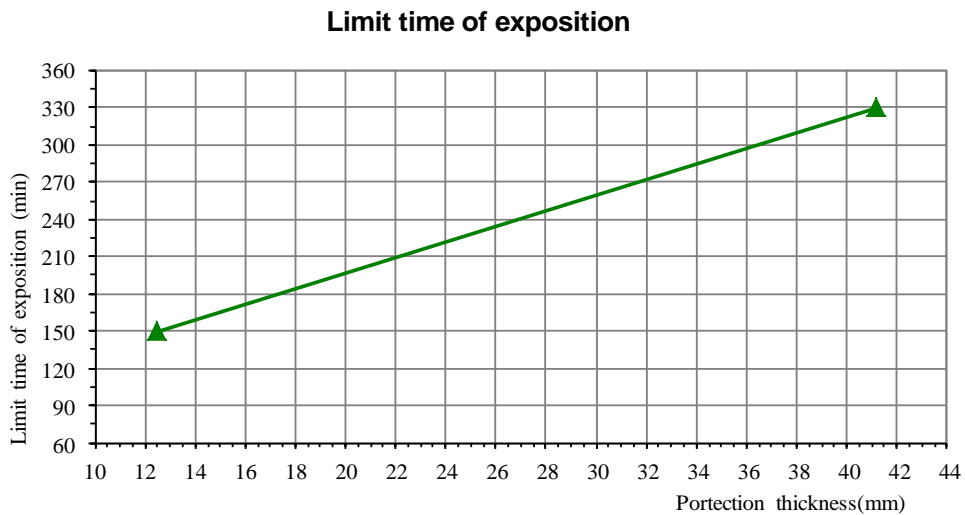
Thickness of the protección System (mm) d_p	Equivalent thickness of concrete (mm) h_{eq}
41,2	91,4
12,5	61,4



For the calculation of the equivalent thickness of concrete, the value “ t_r ” used to determine “ h_e ” has been taken as the time at which the test ended, being the characteristic temperature of the steel profiled sheet at this moment of 888°C for the minimum protection thickness, and 863°C for the maximum protection thickness.

Limit time of exposition. This limit time of exposition is related with the adherence to the system and the protection to the mixed slab, according to part 13.4 of ENV 13381-5-2005:

Thickness of the protection system (mm) d_p	Limit time of exposition (min)
41,2	330
12,5	150



Isulation. The thermal isulation of the mixed slab + the protection according to EN 1363-1 is:

	Maximun thickness of protection $\equiv d_{p_{max}} \equiv 41,2$ mm	Minimun thickness Protection $d_{p_{min}} \equiv 12,5$ mm
Time (min) EN 1363-1:2000	330	150

The application limitations of the results obtained are the following:

- The test results, according to the performance of the fire protection system in accordance with this method, can be applied to slabs composed of concrete/steel with profiled steel sheet, which may or may not contain framework steel bars for the purpose of load resistance.

- The results of the assessment are applicable to the mixed slabs of concrete/steel with exposition to fire next to the steel and in accordance with the following:
 - The sheet's thickness is superior or equal to 1 mm of thickness.
 - The width of the rib (l_{p1}), to which the fire protection material is directly fixed, should not be superior to 1.5 times as much the width of the specimen tested. Thus, $l_{p1} \leq 151,5$ mm.
 - The height of the rib (h_2) should not be superior to 1,5 times as much the height of the specimen tested, that is, $h_2 \leq 90$ mm.
- The equivalent thickness of concrete for a given thickness of the fire protection system is applicable within the corresponding Limiting Exposure Time (according to graphic).
- The results of the assessment are valid solely for slabs composed of concrete/sheet made with trapezoidal profiled steel sheet.
- The results of the assessment can only be applied to slabs made of concrete/sheet whose concrete's density is comprised between 0,85-1,15 times the concrete tested (1.912 / 2.587 kg/m³).
- The results of the assessment are applicable to concrete elements whose concrete's strength is equal or greater to the resistance of the concrete tested, that is: 28,4 MPa within 28 days.
- The results of the assessment are applicable to all of those concrete elements whose concrete has been made of siliceous aggregates.
- The results of the assessment can only be applied to slabs made of concrete/steel where the effective thickness of the slab is equal or superior to the slab tested (83,6 mm).
- The results of the assessment can only be applied to fire protection systems where the fixation system used is equal to the one used in the system tested.
- The results of the assessment can only be applied to protections of maximum two layers.

Beams and Columns of steel with 3 or 4 exposed faces (Report of test AFITI LICOF 1934T09, ENV 13381-4:2005). The hardened density of the product for this test was 855 Kg/m³. The cursive figures correspond to extrapolated values.

Section factor (m ⁻¹)	Classification of Fire Resistance						350°C		
	R15	R30	R45	R60	R90	R120	R180	R240	
≤ 65	5	8	11	14	20	26	37	---	
70	6	9	11	14	20	26	38	---	
75	6	9	12	15	21	27	39	---	
80	6	9	12	15	21	27	40	---	
85	6	9	12	15	22	28	40	---	
90	6	9	12	16	22	28	41	---	
95	6	9	13	16	22	29	41	---	
100	6	10	13	16	22	29	42	---	
110	7	10	13	16	23	30	43	---	
120	7	10	13	17	23	30	43	---	
130	7	10	14	17	24	31	44	---	
140	7	10	14	17	24	31	---	---	
150	7	11	14	17	24	31	---	---	
160	7	11	14	18	25	32	---	---	
170	7	11	14	18	25	32	---	---	
180	7	11	14	18	25	32	---	---	
190	7	11	15	18	25	32	---	---	
200	8	11	15	18	25	33	---	---	
210	8	11	15	18	26	33	---	---	
220	8	11	15	19	26	33	---	---	
230	8	11	15	19	26	33	---	---	
240	8	11	15	19	26	33	---	---	
250	8	11	15	19	26	33	---	---	
260	8	12	15	19	26	34	---	---	
270	8	12	15	19	26	34	---	---	
280	8	12	15	19	26	34	---	---	
290	8	12	15	19	27	34	---	---	
300	8	12	15	19	27	34	---	---	

Minimum thickness (mm) of product to keep the profile temperature below 350°C

Section factor (m ⁻¹)	Classification of Fire Resistance						400°C		
	R15	R30	R45	R60	R90	R120	R180	R240	
≤ 65	5	7	10	12	18	24	35	---	
70	5	7	10	13	19	24	36	---	
75	5	7	10	13	19	25	37	---	
80	5	8	11	14	20	26	38	---	
85	5	8	11	14	20	26	38	---	
90	5	8	11	14	20	27	39	---	
95	5	8	11	15	21	27	40	---	
100	5	8	12	15	21	27	40	---	
110	6	9	12	15	22	28	41	---	
120	6	9	12	16	22	29	42	---	
130	6	9	13	16	23	29	43	---	
140	6	9	13	16	23	30	43	---	
150	6	10	13	17	23	30	44	---	
160	6	10	13	17	24	31	---	---	
170	7	10	14	17	24	31	---	---	
180	7	10	14	17	24	31	---	---	
190	7	10	14	17	25	32	---	---	
200	7	10	14	18	25	32	---	---	
210	7	10	14	18	25	32	---	---	
220	7	11	14	18	25	32	---	---	
230	7	11	14	18	25	33	---	---	
240	7	11	14	18	25	33	---	---	
250	7	11	15	18	26	33	---	---	
260	7	11	15	18	26	33	---	---	
270	7	11	15	18	26	33	---	---	
280	7	11	15	18	26	33	---	---	
290	7	11	15	19	26	34	---	---	
300	7	11	15	19	26	34	---	---	

Minimum thickness (mm) of product to keep the profile temperature below 400°C

Section factor (m ⁻¹)	Classification of Fire Resistance						450°C		
	R15	R30	R45	R60	R90	R120	R180	R240	
≤ 65	5	5	8	11	16	22	33	44	
70	5	6	9	11	17	23	34	---	
75	5	6	9	12	18	23	35	---	
80	5	6	9	12	18	24	36	---	
85	5	7	10	13	19	25	37	---	
90	5	7	10	13	19	25	37	---	
95	5	7	10	13	19	26	38	---	
100	5	7	10	14	20	26	39	---	
110	5	8	11	14	20	27	40	---	
120	5	8	11	15	21	28	41	---	
130	5	8	12	15	22	28	42	---	
140	5	9	12	15	22	29	42	---	
150	5	9	12	16	22	29	43	---	
160	6	9	12	16	23	30	44	---	
170	6	9	13	16	23	30	44	---	
180	6	9	13	16	23	31	---	---	
190	6	10	13	17	24	31	---	---	
200	6	10	13	17	24	31	---	---	
210	6	10	13	17	24	31	---	---	
220	6	10	14	17	24	32	---	---	
230	6	10	14	17	25	32	---	---	
240	6	10	14	17	25	32	---	---	
250	6	10	14	18	25	32	---	---	
260	7	10	14	18	25	33	---	---	
270	7	10	14	18	25	33	---	---	
280	7	10	14	18	25	33	---	---	
290	7	11	14	18	26	33	---	---	
300	7	11	14	18	26	33	---	---	

Minimum thickness (mm) of product to keep the profile temperature below 450°C

Section factor (m ⁻¹)	Classification of Fire Resistance						500°C		
	R15	R30	R45	R60	R90	R120	R180	R240	
≤ 65	5	5	7	9	15	20	31	41	
70	5	5	7	10	15	21	32	43	
75	5	5	8	10	16	22	33	44	
80	5	5	8	11	17	22	34	---	
85	5	5	8	11	17	23	35	---	
90	5	6	9	12	18	24	36	---	
95	5	6	9	12	18	24	36	---	
100	5	6	9	12	19	25	37	---	
110	5	7	10	13	19	26	38	---	
120	5	7	10	13	20	26	39	---	
130	5	7	11	14	21	27	40	---	
140	5	8	11	14	21	28	41	---	
150	5	8	11	15	22	28	42	---	
160	5	8	12	15	22	29	43	---	
170	5	8	12	15	22	29	43	---	
180	5	9	12	16	23	30	44	---	
190	5	9	12	16	23	30	44	---	
200	5	9	12	16	23	30	---	---	
210	5	9	13	16	24	31	---	---	
220	6	9	13	16	24	31	---	---	
230	6	9	13	17	24	31	---	---	
240	6	9	13	17	24	32	---	---	
250	6	10	13	17	24	32	---	---	
260	6	10	13	17	25	32	---	---	
270	6	10	14	17	25	32	---	---	
280	6	10	14	17	25	32	---	---	
290	6	10	14	18	25	33	---	---	
300	6	10	14	18	25	33	---	---	

Minimum thickness (mm) of product to keep the profile temperature below 500°C

Section factor (m ⁻¹)	Classification of Fire Resistance						550°C		
	R15	R30	R45	R60	R90	R120	R180	R240	
≤ 65	5	5	5	8	13	18	29	39	
70	5	5	6	9	14	19	30	41	
75	5	5	6	9	15	20	31	42	
80	5	5	7	10	15	21	32	43	
85	5	5	7	10	16	22	33	---	
90	5	5	8	10	16	22	34	---	
95	5	5	8	11	17	23	35	---	
100	5	5	8	11	17	23	36	---	
110	5	6	9	12	18	24	37	---	
120	5	6	9	12	19	25	38	---	
130	5	6	10	13	20	26	39	---	
140	5	7	10	13	20	27	40	---	
150	5	7	10	14	21	27	41	---	
160	5	7	11	14	21	28	42	---	
170	5	8	11	15	21	28	42	---	
180	5	8	11	15	22	29	43	---	
190	5	8	12	15	22	29	44	---	
200	5	8	12	15	23	30	44	---	
210	5	8	12	16	23	30	---	---	
220	5	8	12	16	23	30	---	---	
230	5	9	12	16	23	31	---	---	
240	5	9	12	16	24	31	---	---	
250	5	9	13	16	24	31	---	---	
260	5	9	13	17	24	32	---	---	
270	5	9	13	17	24	32	---	---	

280	5	9	13	17	24	32	---	---
290	6	9	13	17	25	32	---	---
300	6	9	13	17	25	32	---	---

Minimum thickness (mm) of product to keep the profile temperature below 550°C

Section factor (m ⁻¹)	Classification of Fire Resistance						600°C	
	R15	R30	R45	R60	R90	R120	R180	R240
≤ 65	5	5	5	7	12	17	27	37
70	5	5	5	7	13	18	28	39
75	5	5	5	8	13	19	29	40
80	5	5	6	8	14	19	31	42
85	5	5	6	9	15	20	32	43
90	5	5	6	9	15	21	32	44
95	5	5	7	10	16	22	33	---
100	5	5	7	10	16	22	34	---
110	5	5	8	11	17	23	36	---
120	5	5	8	11	18	24	37	---
130	5	5	9	12	18	25	38	---
140	5	6	9	12	19	26	39	---
150	5	6	10	13	20	26	40	---
160	5	6	10	13	20	27	41	---
170	5	7	10	14	21	28	42	---
180	5	7	10	14	21	28	42	---
190	5	7	11	14	21	29	43	---
200	5	7	11	15	22	29	43	---
210	5	8	11	15	22	29	44	---
220	5	8	11	15	22	30	44	---
230	5	8	12	15	23	30	---	---
240	5	8	12	16	23	30	---	---
250	5	8	12	16	23	31	---	---
260	5	8	12	16	23	31	---	---
270	5	8	12	16	24	31	---	---
280	5	9	12	16	24	32	---	---
290	5	9	13	16	24	32	---	---
300	5	9	13	17	24	32	---	---

Minimum thickness (mm) of product to keep the profile temperature below 600°C

Section factor (m ⁻¹)	Classification of Fire Resistance						650°C	
	R15	R30	R45	R60	R90	R120	R180	R240
≤ 65	5	5	5	5	10	15	25	35
70	5	5	5	6	11	16	27	37
75	5	5	5	7	12	17	28	38
80	5	5	5	7	13	18	29	40
85	5	5	5	8	13	19	30	41
90	5	5	5	8	14	20	31	42
95	5	5	6	9	14	20	32	43
100	5	5	6	9	15	21	33	---
110	5	5	7	10	16	22	34	---
120	5	5	7	10	17	23	36	---
130	5	5	8	11	17	24	37	---
140	5	5	8	12	18	25	38	---
150	5	5	9	12	19	25	39	---
160	5	6	9	12	19	26	40	---
170	5	6	9	13	20	27	41	---
180	5	6	10	13	20	27	41	---
190	5	6	10	14	21	28	42	---
200	5	7	10	14	21	28	43	---
210	5	7	11	14	21	29	43	---
220	5	7	11	14	22	29	44	---
230	5	7	11	15	22	30	44	---
240	5	7	11	15	22	30	---	---
250	5	8	11	15	23	30	---	---
260	5	8	12	15	23	30	---	---
270	5	8	12	15	23	31	---	---
280	5	8	12	16	23	31	---	---
290	5	8	12	16	24	31	---	---

300	5	8	12	16	24	32		---
Minimum thickness (mm) of product to keep the profile temperature below								650°C

The evaluation results within which the product can be used are: Section Factor between 60 m⁻¹ and 300 m⁻¹, Protection thicknesses assessed between 5 mm and 44 mm and Critical temperature of 650 °C

In the same way, the evaluation results are only applicable to:

- "I" and "H" section profiles,
- Those profiles of different type of section to the previous ones must be assessed expressly, according to the indications shown on ANNEX B of the ENV 13381-4:2005.
- Other grades of steel in accordance to EN 10025 and EN 10113
- Columns and beams with 3 or 4 faces exposed.

Unidirectional concrete wrought (Report of test APPLUS 16/11730-1074, according to EN 1365-2:2000). The hardened density of the product for this test was 820 kg/m³. This report of the fire-resistance classification defines the classification assigned to a Unidirectional concrete wrought of 4600 mm x 2900 mm protected with 23 mm thickness of "Promill" mortar.

The tested element is defined as a roof exposed to fire by his lower face. Its function is to resist the fire of bearing capacity, integrity and thermal insulation characteristics given in paragraph 5 of the standard EN 13501-2:2009 + A1:2010. Exposure conditions:

Curve temperature/time	T = 345 log ₁₀ (8t + 1) + 20
Exposure direction	Projected product in the face exposed to fire
Number of faces exposed	1
Load	400 kg/m ²
Support conditions	Samples resting on the short sides

The classification obtained was REI 240

Results from the test to the fire and obtained classification are applied directly to the same as in the tested model constructions when one or more of the variations listed below are carried out and provided that the construction will continue to be subject to the code for design, from the point of view of its rigidity and stability.

Characteristics	Tested samples	Allowed modification
Load	400 kg/m ²	It is not allow increase the applied load
Boards	No tested	No applicable
Accesories/fasteners	Three fasteners type airplane between blocks	It is not allowed increase the total Surface occupied by the tested fasteners
CaviTY	Test without cavity	No applicable
Slope	Only for monopitch roof with 0° slope	It is allow its installation up to 25° slope